

A FREE RESOURCE PACK FROM EDUCATIONCITY

Writing Sentences



Classroom
Resources



Age
Suitability

Writing Sentences Worksheets

What Does This Pack Include?

This pack has been created by teachers for teachers. In it, you'll find high quality Activity Sheets with answers to support your students developing their sentence writing skills.

To go directly to the content, simply click on the title in the index below:

RAPID ROUNDERS:	
Learning Objective: Vocabulary, grammar and punctuation Correctly use full stops and capitalise names and first letters in sentences.	<ul style="list-style-type: none">• Activity Sheet• Activity Sheet with answers
RIVER DEEP:	
Learning Objective: Vocabulary, grammar and punctuation Place a full stop and a comma into each sentence without prompts.	<ul style="list-style-type: none">• Activity Sheet• Activity Sheet with answers
RAPID ROUNDERS:	
Learning Objective: Vocabulary, grammar and punctuation Correctly use full stops and capitalise names and first letters in sentences.	<ul style="list-style-type: none">• Activity Sheet• Activity Sheet with answers
NOODLE NOUNS:	
Learning Objective: Vocabulary, grammar and punctuation Identify the noun phrase within a sentence and add words to expand the noun phrase, adding description and meaning.	<ul style="list-style-type: none">• Activity Sheet• Activity Sheet with answers
PAWS FOR EFFECT:	
Learning Objective: Vocabulary, grammar and punctuation Create statements, exclamations, commands and questions and see how word order and punctuation can change the sentence form.	<ul style="list-style-type: none">• Activity Sheet• Activity Sheet with answers
Punctuation Pyramid	
Writing Frame	
Who, What, When, Where, Why, How	



Rapid Rounders

Activity Sheet

Name: _____ Class: _____

Read the sentences and then write them again underneath.
Don't forget the capital letters and full stops!

1 the teacher told klara to run as fast as she could



2 manu threw the ball to stig



3 i think sten forgot his glove

4 the fans cheered for hilda

5 rosa and manu like to play catch



Write three sentences of your own about a game you like to play.
Don't forget those capital letters and full stops!





Name: _____ Class: _____

Read the sentences and then write them again underneath.
Don't forget the capital letters and full stops!

1 the teacher told klara to run as fast as she could



The teacher told Klara to run as fast as she could.

2 manu threw the ball to stig



Manu threw the ball to Stig.

3 i think sten forgot his glove

I think Sten forgot his glove.

4 the fans cheered for hilda

The fans cheered for Hilda.

5 rosa and manu like to play catch



Rosa and Manu like to play catch.

Write three sentences of your own about a game you like to play.
Don't forget those capital letters and full stops!

I love playing tennis in the garden. Playing tennis is great fun. I always hit the ball.




Suggested answers



Name: _____ Class: _____

Put a comma and a full stop in the correct place in each of these sentences.

- 1 While Klara was busy putting up the tent it started to rain
- 2 If she didn't hurry up she was going to get soaked
- 3 When the tent was finally ready Klara threw her bag inside
- 4 Klara was feeling exhausted although she still had to build a fire
- 5 She slept really well that first night but it was still raining in the morning



Complete these sentences using your own words. Remember to put in the punctuation.

- 1 While Klara _____ the rain was _____
- 2 When Stig arrived _____ Klara _____
- 3 As the rain _____ Stig and Klara _____
- 4 Stig was _____ so Klara suggested _____
- 5 Sten and Manu _____ but Klara and Stig _____



Now try to write some sentences of your own on the back of the sheet using a comma and a full stop. You can use these words to start your sentences.


When While After As the



Name: _____ Class: _____

Put a comma and a full stop in the correct place in each of these sentences.

- 1 While Klara was busy putting up the tent, it started to rain.
- 2 If she didn't hurry up, she was going to get soaked.
- 3 When the tent was finally ready, Klara threw her bag inside.
- 4 Klara was feeling exhausted, although she still had to build a fire.
- 5 She slept really well that first night, but it was still raining in the morning.



Complete these sentences using your own words. Remember to put in the punctuation.

- 1 While Klara _____ **slept soundly,** _____ the rain was _____ **pouring down.**
- 2 When Stig arrived _____ **in the forest,** _____ Klara _____ **was collecting firewood.**
- 3 As the rain _____ **had stopped,** _____ Stig and Klara _____ **could build the campfire.**
- 4 Stig was _____ **freezing cold,** _____ so Klara suggested **putting the sleeping bag around him.**
- 5 Sten and Manu _____ **came to look for them,** _____ but Klara and Stig _____ **had already gone home.**



Suggested answers

Now try to write some sentences of your own on the back of the sheet using a comma and a full stop. You can use these words to start your sentences.

When While After As the



Name: _____ Class: _____

Read Stig's conversation with one of the other players.
Rewrite the sentences using capital letters, full stops and question marks.

1 have you always played rounders when did you start playing



2 i started playing when i was little i also like tennis



3 i like playing tennis too do you like any other sports



4 i also like to play football can you teach me some football tricks



5 can you meet us at the park i will be there with rosa



6 klara could come too i will ask her to bring her ball



How would you check if your sentences were correct? List 4 things you would look for.
The first one has been done for you.

a Capital letters at the beginning of the sentence.

b _____

c _____

d _____





Name: _____ Class: _____

Read Stig's conversation with one of the other players.
Rewrite the sentences using capital letters, full stops and question marks.

1 have you always played rounders when did you start playing



Have you always played rounders? When did you start playing?

2 i started playing when i was little i also like tennis



I started playing when I was little. I also like tennis.

3 i like playing tennis too do you like any other sports



I like playing tennis too. Do you like any other sports?

4 i also like to play football can you teach me some football tricks



I also like to play football. Can you teach me some football tricks?

5 can you meet us at the park i will be there with rosa



Can you meet us at the park? I will be there with Rosa.

6 klara could come too i will ask her to bring her ball



Klara could come too. I will ask her to bring her ball.

How would you check if your sentences were correct? List 4 things you would look for.
The first one has been done for you.


a) Capital letters at the beginning of the sentence.

b) Capital letters at the start of a person's name.

c) Check that sentences end with a full stop.

d) Check questions end with a question mark.

Suggested answers






Name: _____ Class: _____

Colour the noun phrase in each sentence.

- 1 The beautifully decorated plate was cracked.
- 2 The chicken noodles were particularly delicious.
- 3 The waiter cleaned up.
- 4 The oval, rice bowl was piled high.



Add a word or words to expand the noun phrase in the sentence.

- 5 The plate of noodles was very hot.

- 6 The woman ate her dinner quickly.

- 7 The man sat alone.


- 8 Don't eat the soup!

- 9 The waiter was very fast.


Look at the picture.

Write a sentence about the picture, containing an expanded noun phrase.

10



11



12



13






Name: _____ Class: _____

Colour the noun phrase in each sentence.

- 1 The beautifully decorated plate was cracked.
- 2 The chicken noodles were particularly delicious.
- 3 The waiter cleaned up.
- 4 The oval, rice bowl was piled high.



Add a word or words to expand the noun phrase in the sentence.

- 5 The plate of noodles was very hot.
E.g: **The steaming plate of noodles** was very hot.
- 6 The woman ate her dinner quickly.

7 The man sat alone.


8 Don't eat the soup!

9 The waiter was very fast.


Accept any suitable expansion to the underlined noun phrase in each sentence.

Look at the picture.

Write a sentence about the picture, containing an expanded noun phrase.



Accept any sentence containing an expanded noun phrase.





Name: _____ Class: _____

Statement - A statement tells us something.

Question - A question asks something.
A question ends with a question mark.

Exclamation - An exclamation starts with 'What' or 'How' and includes a subject and a verb.
An exclamation ends with an exclamation mark.

Command - A command tells someone to do something.



Write three **statements** about dogs. Use the example to help you.

Dogs need to be given fresh water every day.

- 1 _____
- 2 _____
- 3 _____

Write three **questions** about dogs. Use the example to help you.

How often should a dog be taken to the vets?

- 1 _____
- 2 _____
- 3 _____

Write three **exclamations** about dogs. Use the example to help you.

What a fluffy dog he is!

- 1 _____
- 2 _____
- 3 _____

Write three **commands** for the dog. Use the example to help you.

Roll over.

- 1 _____
- 2 _____
- 3 _____



Name: _____ Class: _____

Statement - A statement tells us something.

Question - A question asks something.
A question ends with a question mark.

Exclamation - An exclamation starts with 'What' or 'How' and includes a subject and a verb.
An exclamation ends with an exclamation mark.

Command - A command tells someone to do something.



Write three **statements** about dogs. Use the example to help you.

Dogs need to be given fresh water every day.

1 _____

Accept all reasonable responses

2 _____

3 _____

Write three **questions** about dogs. Use the example to help you.

How often should a dog be taken to the vets?

1 _____

Accept all reasonable responses

2 _____

3 _____

Write three **exclamations** about dogs. Use the example to help you.

What a fluffy dog he is!

1 _____

Accept all reasonable responses

2 _____

3 _____

Write three **commands** for the dog. Use the example to help you.


Roll over.

1 _____

Accept all reasonable responses

2 _____

3 _____







Who?

What?

When?

Where?

Why?

How?

About EducationCity

EducationCity produces fun, educational materials to engage students in learning and empower teachers to tailor their teaching. **Take a look at how EducationCity can support you in the classroom:**



Target Lesson Objectives Easily

Find relevant content that links to your curriculum by using our Curriculum Map or Search tool.

Comprehensive and clearly organised by strand, content is so easy to access!



Plan in Advance

When planning your lessons, choose your Activities in advance and put them into a MyCity so they're easy for students to access. Choose a meaningful name for each MyCity and you'll be able to update and retrieve them year after year!



Differentiated Teaching

Monitor progress with SuccessTracker and you'll be able to identify the strengths and areas of development for each of your students and so choose relevant activities to help them progress.



Flexible Learning

EducationCity is accessible via desktops, laptops, tablets and whiteboards, so can support you whatever equipment is available in your classroom.



Additional Resources

Access our ready-made Lesson Plans and topical content to support teaching and learning in the classroom.

There's more to EducationCity than Activities alone!



Assessment

Check students' learning with formative, summative and unit assessments. Curriculum-correlated, pre-prepared and easy to set, they give instant feedback to inform your next steps.



“Teachers have been delighted with the content of this package and most impressed with how easy it is to find appropriate learning and teaching resources and then to use them in a variety of ways.”

Mark Sanderson,

Senior ICT Consultant, Herefordshire Learning and Achievement Service



If you are a UK customer, please contact us using the details below:

educationcity.com
+44 (0)1572 725080
customerservice@educationcity.com



If you are a customer outside of the UK, please contact us using the details below:

edmentuminternational.com
+44 (0)1572 492576
international@edmentum.com

